


PROVENZA


IN-ESSENCE





Recuperi

CREATORS OF MATERIALS



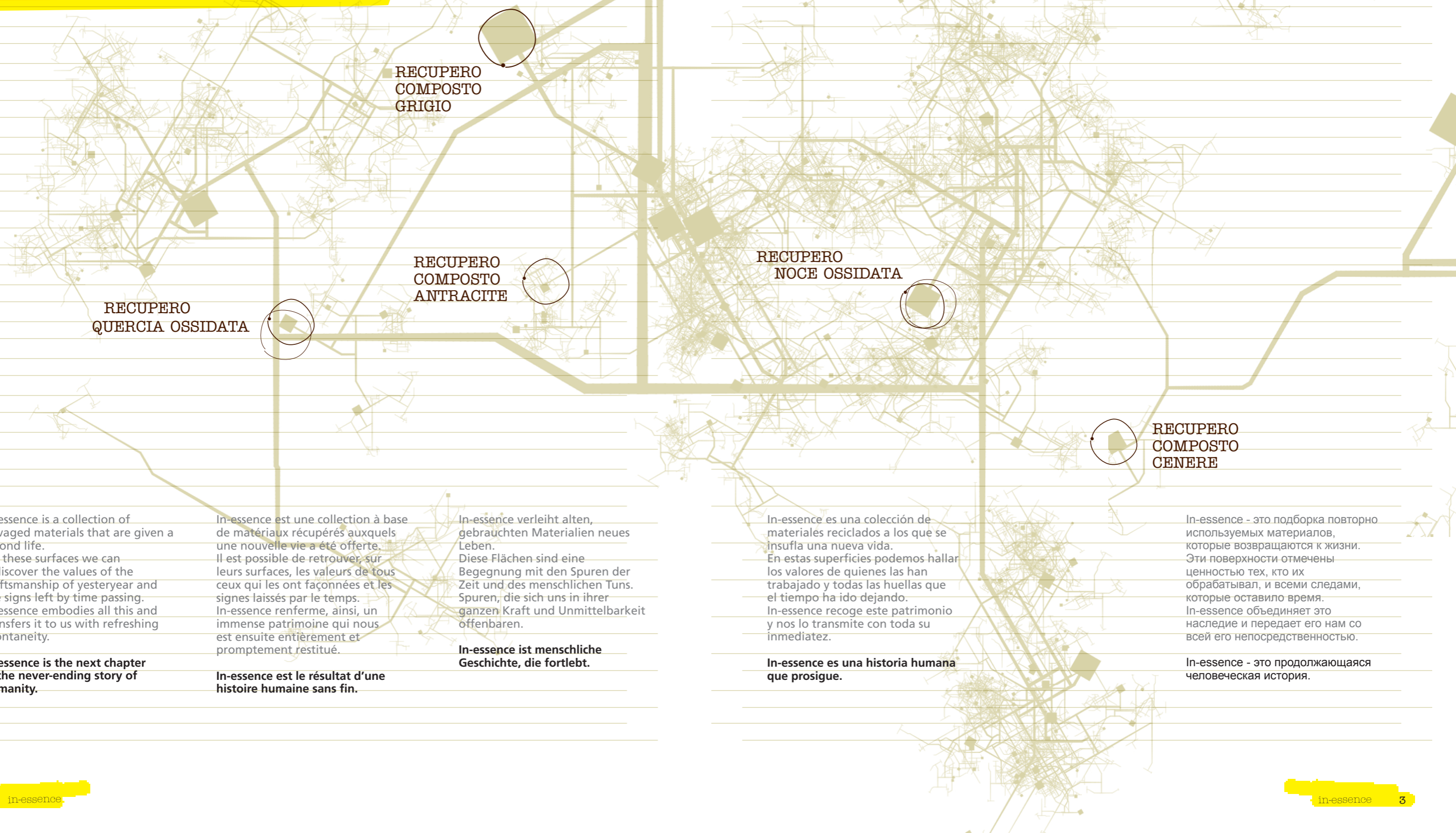
Indice

Recupero Legno ossidato	pag. 6
Recupero composto Pietracemento	pag. 20
Recupero Miscela	pag. 34
Minimali	pag. 50



In-essence è una raccolta di materiali recuperati che vengono restituiti ad una nuova vita. Su queste superfici possiamo ritrovare i valori di chi le ha lavorate e tutti i segni portati dal tempo. In-essence raccoglie questo patrimonio e lo trasferisce a noi in tutta la sua immediatezza.

In-essence è una storia umana che continua.



RECUPERO
QUERCIA OSSIDATA

RECUPERO
COMPOSTO
GRIGIO

RECUPERO
COMPOSTO
ANTRACITE

RECUPERO
NOCE OSSIDATA

RECUPERO
COMPOSTO SABBIA

RECUPERO
COMPOSTO
CENERE

In-essence is a collection of salvaged materials that are given a second life. On these surfaces we can rediscover the values of the craftsmanship of yesteryear and the signs left by time passing. In-essence embodies all this and transfers it to us with refreshing spontaneity.

In-essence is the next chapter in the never-ending story of humanity.

In-essence est une collection à base de matériaux récupérés auxquels une nouvelle vie a été offerte. Il est possible de retrouver, sur leurs surfaces, les valeurs de tous ceux qui les ont façonnées et les signes laissés par le temps. In-essence renferme, ainsi, un immense patrimoine qui nous est ensuite entièrement et promptement restitué.

In-essence est le résultat d'une histoire humaine sans fin.

In-essence verleiht alten, gebrauchten Materialien neues Leben. Diese Flächen sind eine Begegnung mit den Spuren der Zeit und des menschlichen Tuns. Spuren, die sich uns in ihrer ganzen Kraft und Unmittelbarkeit offenbaren.

In-essence ist menschliche Geschichte, die fortlebt.


In-essence es una colección de materiales reciclados a los que se insufla una nueva vida. En estas superficies podemos hallar los valores de quienes las han trabajado y todas las huellas que el tiempo ha ido dejando. In-essence recoge este patrimonio y nos lo transmite con toda su immediatez.

In-essence es una historia humana que prosigue.

In-essence - это подборка повторно используемых материалов, которые возвращаются к жизни. Эти поверхности отмечены ценностью тех, кто их обрабатывал, и всеми следами, которые оставило время. In-essence объединяет это наследие и передает его нам со всей его непосредственностью.

In-essence - это продолжающаяся человеческая история.

RECUPERO LEGNO OSSIDATO



Legno



PROGETTO LOUNGE BAR

Interventi


- 1 Soffitto in resina
- 2 Bancone in resina
- 3 **Pavimento da recuperare**
- 4 Infissi acciaio

100% DA
RECUPERARE



Ispirazione
KerrCafè - Amsterdam

Arredi



54K62R
QUERCIA OSSIDATA
20x120 - 77/8" x 47 1/4"
SOPPALCO - LOFT:
53K66R
NOCE OSSIDATA
15x120 - 57/8" x 47 1/4"

53K62R
QUERCIA OSSIDATA
15x120 - 57/8" x 47 1/4"



QUERCIA
OSSIDATA

53K62R
QUERCIA OSSIDATA
15x120 - 57/8" x 47 1/4"





54K62R
QUERCIA OSSIDATA
20x120 - 77/8" x 47 1/4"

54K66R
NOCE OSSIDATA
20x120 - 77/8" x 47 1/4"

54K66R
NOCE OSSIDATA
20x120 - 77/8" x 47 1/4"



54K66R
NOCE OSSIDATA
20x120 - 77/8" x 47 1/4"



NOCE
OSSIDATA



54K66R
NOCE OSSIDATA
20x120 - 77/8" x 47 1/4"

25K48RB
ESAGONA GRIGIO
19,6x22,6 - 7 11/16" x 8 7/8"

SOPPALCO - LOFT:
54K66R
NOCE OSSIDATA
20x120 - 77/8" x 47 1/4"

53K66R
NOCE OSSIDATA
15x120 - 5^{7/8}"x47^{1/4}"




54K66R
NOCE OSSIDATA
20x120 - 7^{7/8}"x47^{1/4}"



RECUPERO COMPOSTO PIETRACEMENTO



Pietra



Cemento



PROGETTO UFFICIO SALA RIUNIONI

Interventi


- 1 Sedie ergonomiche
- 2 Finestre/infissi
- 3 Luce diffusa a soffitto
- 4 Pavimento da recuperare



100% DA
RECUPERARE



Arredi



60K48R
COMPOSTO GRIGIO
60x60 - 23^{5/8}"x23^{5/8}"

63K48R
COMPOSTO GRIGIO
30x60 - 11^{13/16}"x23^{5/8}"



80K48R
COMPOSTO GRIGIO
80x80 - 31^{1/2}"x31^{1/2}"

COMPOSTO
GRIGIO

80K48R
COMPOSTO GRIGIO
80x80 - 31^{1/2}"x31^{1/2}"





STEVEN KLEIN

25K48RB
ESAGONA GRIGIO
19,6x22,6 - 7^{11/16}"x8^{7/8}"



60K41R
COMPOSTO SABBIA
60x60 - 23^{5/8}"x23^{5/8}"



80K41R
COMPOSTO SABBIA
80x80 - 31^{1/2}"x31^{1/2}"

COMPOSTO
SABBIA



80K41R
COMPOSTO SABBIA
80x80 - 31^{1/2}"x31^{1/2}"

53K62RB
VINTAGE QUERCIA
15x120 - 5^{7/8}"x47^{1/4}"

60K45R
COMPOSTO CENERE
60x60 - 23^{5/8}"x23^{5/8}"



60K45R
COMPOSTO CENERE
60x60 - 23^{5/8}"x23^{5/8}"

COMPOSTO
CENERE



80K45R
COMPOSTO CENERE
80x80 - 31 1/2" x 31 1/2"



60K49R
COMPOSTO ANTRACITE
60x60 - 23^{5/8}" x 23^{5/8}"



60K49R
COMPOSTO ANTRACITE
60x60 - 23^{5/8}" x 23^{5/8}"

COMPOSTO
ANTRACITE

80K49R
COMPOSTO ANTRACITE
80x80 - 31 1/2" x 31 1/2"




RECUPERO MISCELA

PROGETTO BLUE DINNER

Pavimento recuperato da:

- A** Legno - Villa Pancaldi Bellisario
- B** Cemento - Vecchie ferriere
- C** Pietra - Antica birreria


Blue dinner
Ristorante zona nord ovest



Arredi



Villa Pancaldi Bellisario
via Salzano



Vecchie ferriere
zona stazione



Antica birreria
zona Ambrosia

53K51R
MISCELA SABBIA
15x120 - 5⁷/₈" x 4¹/₄"



53K51R
MISCELA SABBIA
15x120 - 5⁷/₈" x 4¹/₄"



MISCELA
SABBIA



53K51R
MISCELA SABBIA
15x120 - 5^{7/8}"x47^{1/4}"

60K41R
COMPOSTO SABBIA
60x60 - 23^{5/8}"x23^{5/8}"

53K51R
MISCELA SABBIA
15x120 - 5^{7/8}"x4^{7/4}"

80K41R
COMPOSTO SABBIA
80x80 - 31^{1/2}"x31^{1/2}"

L90K61
MATTONCINO BIANCO
5,5x25 - 2^{3/16}"x9^{13/16}"



53K58R
MISCELA GRIGIO
15x120 - 5⁷/₈"x47¹/₄"

SOPPALCO - LOFT:
53K66R
NOCE OSSIDATA
15x120 - 5⁷/₈"x47¹/₄"



53K58R
MISCELA GRIGIO
15x120 - 5⁷/₈"x47¹/₄"



MISCELA
GRIGIO




53K58R
MISCELA GRIGIO
15x120 - 57/8"x47 1/4"




53K58R
MISCELA GRIGIO
15x120 - 5^{7/8}"x4^{7/4}"



Recupero Composto Pietracemento




80K41R
80x80 - 31^{1/2}"x31^{1/2}"
COMPOSTO SABBIA **88**




80K48R
80x80 - 31^{1/2}"x31^{1/2}"
COMPOSTO GRIGIO **88**




80K45R
80x80 - 31^{1/2}"x31^{1/2}"
COMPOSTO CENERE **88**




80K49R
80x80 - 31^{1/2}"x31^{1/2}"
COMPOSTO ANTRACITE **88**




60K41R
60x60 - 23^{5/8}"x23^{5/8}"
COMPOSTO SABBIA **66**




60K48R
60x60 - 23^{5/8}"x23^{5/8}"
COMPOSTO GRIGIO **66**




60K45R
60x60 - 23^{5/8}"x23^{5/8}"
COMPOSTO CENERE **66**



60K49R
60x60 - 23^{5/8}"x23^{5/8}"
COMPOSTO ANTRACITE **66**



63K41R
30x60 - 11^{13/16}"x23^{5/8}"
COMPOSTO SABBIA **57**



63K48R
30x60 - 11^{13/16}"x23^{5/8}"
COMPOSTO GRIGIO **57**



63K45R
30x60 - 11^{13/16}"x23^{5/8}"
COMPOSTO CENERE **57**



63K49R
30x60 - 11^{13/16}"x23^{5/8}"
COMPOSTO ANTRACITE **57**

Recupero miscela



53K51R
15x120 - 5^{7/8}"x47^{1/4}"
MISCELA SABBIA **91**




53K58R
15x120 - 5^{7/8}"x47^{1/4}"
MISCELA GRIGIO **91**

Recupero Legno Ossidato



53K62R
15x120 - 5^{7/8}"x47^{1/4}"
QUERCIA OSSIDATA **89**



53K66R
15x120 - 5^{7/8}"x47^{1/4}"
NOCE OSSIDATA **89**



54K62R
20x120 - 7^{7/8}"x47^{1/4}"
QUERCIA OSSIDATA **89**



54K66R
20x120 - 7^{7/8}"x47^{1/4}"
NOCE OSSIDATA **89**

Vintage



53K62RB
15x120 - 5^{7/8}"x47^{1/4}"
VINTAGE QUERCIA **86**



53K66RB
15x120 - 5^{7/8}"x47^{1/4}"
VINTAGE NOCE **86**

Esagona

25K41RB
19,6x22,6 - 7¹¹/₁₆"x8⁷/₁₆"
SABBIA **27**



8 5 Neutre + 3 Decorate
5 neutral tiles and
3 decorated tiles

25K48RB
19,6x22,6 - 7¹¹/₁₆"x8⁷/₁₆"
GRIGIO **27**



8 5 Neutre + 3 Decorate
5 neutral tiles and
3 decorated tiles

Mosaico In-essence



M30K41
30x30 - 11¹³/₁₆"x11¹³/₁₆"
COMPOSTO SABBIA **138**



M30K48
30x30 - 11¹³/₁₆"x11¹³/₁₆"
COMPOSTO GRIGIO **138**



M30K45
30x30 - 11¹³/₁₆"x11¹³/₁₆"
COMPOSTO CENERE **138**



M30K49
30x30 - 11¹³/₁₆"x11¹³/₁₆"
COMPOSTO ANTRACITE **138**

Mattoncino lucido



Suggerimento di posa
Suggestion of laying

* **L90K61**
5,5x25 - 2³/₁₆"x9¹³/₁₆"
MATTONCINO BIANCO **9**

Pezzi speciali
Trims

I pezzi speciali Composto si abbinano al Recupero Composto
Pietracimento e al Recupero Miscela.
Trims Composto matches to Recupero Composto
Pietracimento and Recupero Miscela.



COMPOSTO BATTISCOPA - SKIRTING
7,5x60 - 2⁹/₁₆"x23⁵/₁₆" **24**



BATTISCOPA LEGNO - WOOD SKIRTING
7,5x60 - 2⁹/₁₆"x23⁵/₁₆" **24**

87K41R COMPOSTO SABBIA
87K48R COMPOSTO GRIGIO
87K45R COMPOSTO CENERE
87K49R COMPOSTO ANTRACITE
15 Pz. x Box
9 Ml. x Box

87K62R QUERCIA OSSIDATA
87K66R NOCE OSSIDATA
15 Pz. x Box
9 Ml. x Box



COMPOSTO GRADONE - STEP
33x60x3,2x3,2 - 12⁵/₁₆"x12⁵/₁₆"x1¹/₄"x1¹/₄" **91**



GRADONE LEGNO - WOOD STEP
33x120x3,2x3,2 - 12⁵/₁₆"x47¹/₄"x1¹/₄"x1¹/₄" **137**

71K41RG COMPOSTO SABBIA
71K48RG COMPOSTO GRIGIO
71K45RG COMPOSTO CENERE
71K49RG COMPOSTO ANTRACITE
4 Pz. x Box
2,4 Ml. x Box

CRK62R QUERCIA OSSIDATA
CRK66R NOCE OSSIDATA
2 Pz. x Box
2,4 Ml. x Box



COMPOSTO ANGOLARE - CORNER TILE
33x33x3,2x3,2 - 12⁵/₁₆"x12⁵/₁₆"x1¹/₄"x1¹/₄" **99**

ANGOLARE LEGNO SX - LEFT CORNER TILE WOOD
33x33x3,2x3,2 - 12⁵/₁₆"x12⁵/₁₆"x1¹/₄"x1¹/₄" **97**

ACRK62S QUERCIA OSSIDATA
ACRK66S NOCE OSSIDATA
2 Pz. x Box
0,66 Ml. x Box

ANGOLARE LEGNO DX - RIGHT CORNER TILE WOOD
33x33x3,2x3,2 - 12⁵/₁₆"x12⁵/₁₆"x1¹/₄"x1¹/₄" **97**

72K41RA COMPOSTO SABBIA
72K48RA COMPOSTO GRIGIO
72K45RA COMPOSTO CENERE
72K49RA COMPOSTO ANTRACITE
2 Pz. x Box
0,66 Ml. x Box

ACRK62D QUERCIA OSSIDATA
ACRK66D NOCE OSSIDATA
2 Pz. x Box
0,66 Ml. x Box

* Il mattoncino bianco è un prodotto artigianale e presenta caratteristiche tipiche del "fatto a mano", per questo va maneggiato con cura. Eventuali imperfezioni, quali irregolarità della superficie e fori di varia dimensione, rendono il prodotto unico e sono caratteristica distintiva dello stesso. Le dimensioni effettive e la curvatura del singolo pezzo possono variare sensibilmente, fino a +/- 2,5mm di tolleranza per ogni lato.

The white Mattoncino tile is a traditionally made product and has typical "hand-made" characteristics; it must therefore be handled with care. Any flaws, such as irregularities in the surface and holes of various sizes, make the product unique and are an intrinsic feature of its distinctive character. The actual dimensions and curvature of individual pieces may vary considerably, with a tolerance of up to +/- 2.5 cm on each side.

IN-ESSENCE



Dry - Pressed Ceramic Tiles ISO 13006 : 2012 Annex G - UNI EN 14411 : 2012 Annex G - Bla GL

CARATTERISTICHE TECNICHE Technical Features Caracteristiques Techniques Technische Eigenschaften Caracteristicas Tecnicas Технические Характеристики		NORMA Standard Norme Norm Norma Норма	VALORI Value Vorgabe Valor Средние
<p>PLANARITÀ Flatness - Planéité - Ebenflächigkeit - Planiyud - Плоскостность</p>	UNI EN ISO 10545/2	± 0,26% / ± 1,5mm	
	<p>ASTM C485 Warpage</p> <p>Calibrated ± 0,75% (max ± 0,09 in)</p>	-	
	<p>Rectified ± 0,40% (max ± 0,05 in-size ≤ 60cm) (max ± 0,07 in-size > 60cm)</p>	± 0,25% (max ± 0,05 in-size ≤ 60cm) (max ± 0,07 in-size > 60cm)	
<p>ASSORBIMENTO D'ACQUA - Valore medio in % Water absorption - Average value expressed in % Absorption d'eau - Valeur moyenne en % Wasseraufnahme - Durchschnittswert in % Absorción de agua - Valor medio en % - Поглощение воды</p>	UNI EN ISO 10545/3 ≤ 0,5 % ASTM C373	Conforme Compliant	
<p>RESISTENZA ALLA FLESSIONE Modulus of rupture - Resistance a la flexion Biegefestigkeit - Resistencia a la flexion - Прочность на изгиб</p>	UNI EN ISO 10545/4	≥ 50 N/mm ²	
<p>FORZA DI ROTTURA Breaking strength - Résistance à la rupture Bruchlast - Resistencia a la rotura - Разрывное усилие</p>	UNI EN ISO 10545/4 ASTM C648	≥ 2000 N 700 LBS	
<p>RESISTENZA AL GELO Frost resistance - Résistance au gel - Frostbeständigkeit Resistencia a las heladas - Морозостойкость</p>	UNI EN ISO 10545/12 ASTM C1026	Conforme Unaffected	
<p>RESISTENZA CHIMICA ad alte e basse concentrazioni di acidi e basi Chemical resistance to high and low acid and basic concentrations Résistance chimique aux hautes et basses concentrations d'acides et de bases Chemikalienfestigkeit bei hohen und niedrigen Konzentrationen von Säuren und Basen Resistencia química con concentraciones altas y bajas de ácidos y bases Химическая стойкость к высоким и низким концентрациям кислот и щелочей</p>	UNI EN ISO 10545/13 ASTM C-650	GA - GLA - GHA Unaffected	
<p>RESISTENZA ALLE MACCHIE Stain resistance - Résistance aux taches - Fleckenbeständigkeit Resistencia a las manchas - Стойкость к образованию пятен</p>	UNI EN ISO 10545/14 CTI 81-7D	5 No Evident Variation	
<p>COEFFICIENTE DI ATTRITO Slip resistance - Coefficient de glissement - Rutschfestigkeit Barfußbereich Coeficiente de atrito medio - Коэффициент трения</p>	DIN 51130 DIN 51097 ANSI A 137.1-2012 DCOF [Section 9.6] B.C.R.A.	R10 B (A+B) Dry: 0,81* / Wet: 0,68* ≥ 0,40	



* Values obtained with certificate n° 201300045. Date 12/02/2013.

Per maggiori chiarimenti sui dati tecnici e sulla garanzia consultare il catalogo generale in vigore.
For further information on technical specifications, please consult our up-dated general catalogue.




	LEGGNO/MISCELA	COMPOSTO PIETRACIMENTO
SHADE VARIATION		
V4 Random		V3 High

IMBALLI E PESI Packing and weight - Emballages et poids - Verpackung und gewicht - Embalajes y pesos - Упаковка и вес									
Articolo Item Reference Artikel Artículo Артикула	Formato Size Format Format Тamaño ФОРМАТ cm.	Spessore Thickness Epaisseur Stärke Espesor ТОЛЩИНА mm.	Pz. x Mq. Pieces x Sqm Pcs / M ² Stk. x Qm Pzs x Mc. ШТ. x KB.M.	Pz. x Scat. Pieces x Box Pcs / Bte Stk. x Krt. Pzs x Caja ШТ. x KOP.	Mq. x Scat. Sqm x Box Qm x Krt. M ² / Bte Mc. x Caja KB.M. x KOP.	Peso x Scat. Weight x Box Gewicht x Krt. Poids / Bte Peso x Caja BEC x KOP. kg.	Scat. x Pal. Boxes x Pal. Bte / Pal. Krt. x Pal. Cajas x Pal. KOP. x ПОДД.	Mq. x Pal. Sqm x Pal. Qm x Pal. M ² / Pal. Mc. x Pal. KB.M x ПОДД.	Peso x Pal. Weight x Pal. Gewicht x Pal. Poids / Pal. Peso x Pal. BEC x ПОДД. kg.
80K4_R	80x80	10	1,56	2	1,28	32,00	40	51,20	1280
60K4_R	60x60	10	2,78	3	1,08	25,00	40	43,20	1000
63K4_R	30x60	10	5,56	6	1,08	25,00	40	43,20	1000
54K6_R	20x120	10	4,17	4	0,96	23,50	36	34,56	846
53K5_R 53K6_R	15x120	10	5,56	6	1,08	25,87	32	34,56	828
M30K4_	30x30	10	11,11	5	0,45	10,50	60	27,00	630
53K6_RB	15x120	10	5,56	4	0,72	15,00	-	-	-
25K4_RB	19,6x22,6	10	22,58	8	0,264	10,20	-	-	-
L90K61	5,5x25	10	72,72	20	0,275	4,50	-	-	-



IN-ESSENCE
UNA STORIA UMANA
CHE CONTINUA



PROVENZA
a brand of EMILCERAMICA S.p.A.



PROVENZA

a brand of EMILCERAMICA S.p.A.
Via Ghiarola Nuova, 29 - 41042 Fiorano Modenese (MO) - Italia
Tel +39 0536 927611 - Fax Italia +39 0536 927626 - Fax Export +39 0536 927627
info@emilceramicagroup.it - www.ceramicheprovenza.com