

LE REVERSE

STONE PROJECT



LE REVERSE

STONE PROJECT



LE REVERSE

STONE PROJECT

LE REVERSE NASCE DALLO STUDIO DELL'ELEMENTO NATURALE CON L'OBIETTIVO DI SCOPRIRE LA DUPLICE ANIMA DELLA PIETRA. IL SUO ASPETTO PRIMORDIALE, ANTICO E CONSUMATO DALLO SCORRERE DEL TEMPO, SI RISPECCHIA NELLA SUPERFICIE ANTICQUE. IL SUO LATO PIÙ INTIMO E NASCOSTO, SVELATO DAL TAGLIO DELLA LASTRA, HA RIVELATO UN'ATTITUDINE DI SOBRIA ELEGANZA, PORTANDO ALLA CREAZIONE DELLA SUPERFICIE ELEGANCE.

LE REVERSE VIENT DE L'ÉTUDE DE L'ÉLÉMENT NATUREL DANS LE BUT DE DÉCOUVRIR LA DOUBLE ÂME DE LA PIERRE. L'ASPECT PRIMORDIAL DE LA SURFACE, ANCIEN ET CONSOMMÉ PAR LE TEMPS, SE REFLÈTE DANS LA SURFACE ANTICQUE. LA DÉCOUPE AU MILIEU DE LA DALLE A RÉVÉLÉ LA CÔTÉ PLUS INTIME ET CACHÉ DE LA PIERRE EN NOUS CONDUISANT À LA CRÉATION DE LA SURFACE ELEGANCE

LE REVERSE BORN FROM THE STUDY OF A NATURAL ELEMENT WITH THE AIM TO DISCOVER THE DUAL SOUL OF THE STONE. ITS ANCIENT ASPECT GIVEN BY THE CONSUMPTION GENERATED BY TRAMPLING OVER TIME, IS REPRESENTED BY THE ANTIQUE SURFACE. FROM THE CUT OF THE STONE, THE MOST INTIMATE AND HIDDEN PART WAS DISCOVERED, REVEALING A SOBER REFINEMENT, THIS LED TO THE CREATION OF THE ELEGANCE SURFACE.

LE REVERSE STAMMT AUS DEM STUDIUM DES NATÜRLICHEN ELEMENTS MIT DEM ZIEL, DIE ZWEISEITIGE SEELE DES STEINS ZU ENTDECKEN. SEIN URALTER UND IM LAUFE DER ZEIT ABGENUTZTER ASPEKT SPIEGELT SICH IN DER ANTIQUE OBERFLÄCHE WIDER. SEINE INTIMERE UND VERBORGENERE SEITE, DIE SICH DURCH DEN NEUEN SCHNITT DER PLATTE ERSCHEINT, ZEIGT EINE MODERNE ELEGANZ, DIE ZUR VERSION ELEGANCE FÜHRTE.



ELEGANCE



ANTIQUE



CARVED



UN STUDIO PIÙ APPROFONDITO DELLA MATERICITÀ DELLA PIETRA HA DATO ORIGINE AD UNA TERZA VARIANTE: LA SUPERFICIE CARVED. UN RICHIAMO ALLE LAVORAZIONI SUPERFICIALI DEL MATERIALE CON IL SUO EFFETTO BOCCIARDATO CHE NE HA ESALTATO LA STRUTTURA. ABBINABILE ALLE SUPERFICI ELEGANCE ED ANTIQUE ED UNICA DELLA SERIE CON CARATTERISTICHE ANTISCIVOLO.

A MOST DEEPLY STUDY OF THE CONTENT OF THE STONE HAS GIVEN A THIRD DIVERSIFICATION: THE CARVED SURFACE A STRONGLY SURFACE PROCEEDING OF THE MATERIAL WITH ITS BUSH HAMMERED ASPECT HAS ENHANCED THE STRUCTURE IT CAN BE COMBINED WITH BOTH SURFACES ELEGANCE AND ANTIQUE WITH ANTI-SLIP FEATURES.

UNE ÉTUDE PLUS DÉTAILLÉE DE LA TEXTURE DE LA PIERRE A DONNÉ LIEU À UNE TROISIÈME VARIANTE: LA SURFACE CARVED. UN RAPPEL AU TRAVAIL DES SURFACES DU MATÉRIAU AVEC SON EFFET BOUCHARDÉ QUI A MIS EN ÉVIDENCE SA STRUCTURE. COMBINABLE AVEC LES SURFACES ELEGANCE ET ANTIQUE ET UNIQUE DE LA SÉRIE AVEC DES CARACTÉRISTIQUES ANTIDÉRAPANTES.

EINE DETAILLIERERE UNTERSUCHUNG DER TEXTUR DES STEINS HAT ZU EINER DRITTEN VARIANTE GEFÜHRT: DIE GEHÄMMERTE OBERFLÄCHE CARVED. EINE ERINNERUNG AUF DIE OBERFLÄCHLICHE VERARBEITUNG DES MATERIALS MIT SEINEM BUSH-HAMMERED EFFEKT, DER SEINE STRUKTUR RÜHMT. KOMBINIERBAR MIT DEN OBERFLÄCHEN ELEGANCE UND ANTIQUE, LEISTET ERHÖHTE EIGENSCHAFTEN IN BEZUG AUF RUTSCHFESTIGKEIT.



10 mm - 3/8"

nat / lapp
 40x80 15 3/4" x 31 1/2"
 80x80 31 1/2" x 31 1/2"
 60x60 23 3/4" x 23 3/4"
 60x120 23 3/4" x 47 1/4"
 120x120 47 1/4" x 47 1/4"

6 mm - 1/4"

120x280 47 1/4" x 110 1/4"

10 mm - 3/8"

nat / grip
 40x80 15 3/4" x 31 1/2"
 60x60 23 3/4" x 23 3/4"
 60x120 23 3/4" x 47 1/4"

20 mm - 3/4"

SKE 2.0
 60x60 23 3/4" x 23 3/4"
 80x80 31 1/2" x 31 1/2"
 60x120 23 3/4" x 47 1/4"

10 mm - 3/8"

nat / lapp
 40x80 15 3/4" x 31 1/2"
 80x80 31 1/2" x 31 1/2"
 60x60 23 3/4" x 23 3/4"

BORDO HERITAGE

nat / lapp
 40x60 23 3/4" x 23 3/4"
 80x80 31 1/2" x 31 1/2"
 modulo 60
 modulo 80

ELEGANCE

CARVED

ANTIQUE

OPAL

DUNE

TAUPE

NUIT



ELEGANCE

LE REVERSE

STONE PROJECT




LE REVERSE WALL: DUNE ELEGANCE 120x280 FLOOR: DUNE ELEGANCE 80x80







LE REVERSE WALL: DUNE ELEGANCE 120x280 FLOOR: DUNE ELEGANCE 80x80












LE REVERSE WALL: DUNE ELEGANCE MULTISIZE LAPP. FLOOR: DUNE ELEGANCE 120x120 STAIRS: DUNE ELEGANCE



LE REVERSE. WALL: DUNE CARVED 60x120 / DUNE ELEGANCE 120x280 / LES BOIS SLAVONIA BAGUETTE 3D 29x120
WASHBASIN & BATHTUB: DUNE ELEGANCE RECESS: DUNE BROKE 30x30 FLOOR: DUNE ELEGANCE 60x60 - DUNE CARVED 60x120





WALL: DUNE CARVED 60x120 -
LES BOIS BAGUETTE SLAVONIA
WASHBASIN: DUNE ELEGANCE

LE REVERSE




WALL: DUNE ELEGANCE 120x280

LE REVERSE



LE REVERSE WALL: DUNE ELEGANCE 120x280 FLOOR: DUNE CARVED 60x120 RECESS: DUNE BROKE 30x30 SHOWER TRAY: DUNE ELEGANCE 120x120





LE REVERSE WALL: DUNE ELEGANCE 20x120 - 40x120 - 80x120
FLOOR: DEKWAY NUT 30x240 STAIRS: DUNE ELEGANCE





FLOOR: TAUPE ELEGANCE 120x120

LE REVERSE





LE REVERSE FLOOR: TAUPE ELEGANCE 120x120







LE REVERSE WALL: OPAL ELEGANCE 120x280
MURO 3D 29x33







the **PARK**
hotel

LE REVERSE / WALL: OPAL ELEGANCE 120x280 FLOOR: OPAL ELEGANCE LAPP 120x120 RECEPTION DESK: PRIMA MATERIA SANDALO SUNSET 3D 29x120




LE REVERSE WALL: OPAL ELEGANCE 120x280 FLOOR: OPAL ELEGANCE LAPP. 120x120 RECEPTION DESK: PRIMA MATERIA SANDALO SUNSET 3D 29x120





LE REVERSE WALL: OPAL CARVED 60x120 FLOOR: OPAL ELEGANCE 80x80 40x80 60x60






LE REVERSE

WALL: LES BOIS BAGUETTE 3D MO-COBOLLO 29x120 - TAUPE ELEGANCE 120x280

FLOOR: TAUPE ELEGANCE 120x120



LE REVERSE WALL: TAUPE ELEGANCE 120x280 FLOOR: TAUPE ELEGANCE 12x120 WASHBASIN & TOP: TAUPE ELEGANCE



LE REVERSE WALL: NUIT ELEGANCE 120x280 FLOOR: NUIT CARVED GRIP 60x120





LE REVERSE WALL: NUIT ELEGANCE 120x280 FLOOR: NUIT CARVED GRIP 60x120






LETTERING PERSONALIZZATO
IN BASSO RILIEVO MESSO IN RISALTO
DELL'IMPASTO A COLORE.

L'INCISION PERSONNALISÉ EN BAS-RELIEF
EST MISE EN ÉVIDENCE PAR LA COULEUR
DU SUPPORT DE LA DALLE.

CUSTOMIZED LETTERING IN BAS-RELIEF
ENHANCED BY THE COLOUR BODY.

MITTELS SANDSTRAHL-TECHNIK LASSEN
SICH INDIVIDUELLE SCHRIFTZÜGE
PROBLEMLOS REALISIEREN.


LE REVERSE WALL: NUIT ELEGANCE 120X280





LE REVERSE WALL: NUIT CARVED 60x120 WASHBASIN: NUIT ELEGANCE FLOOR: NUIT ELEGANCE 120x120






ANTIQUE

LE REVERSE

STONE PROJECT





LE REVERSE OUTDOOR FLOOR: NUIT CARVED 80x80 INDOOR FLOOR: NUIT ANTIQUE HERITAGE 80x80




LE REVERSE OUTDOOR FLOOR: NUIT CARVED 80x80





LE REVERSE INDOOR FLOOR: NUIT ANTIQUE HERITAGE 80x80

LE REVERSE INDOOR FLOOR: NUIT ANTIQUE HERITAGE 80x80 OUTDOOR FLOOR: NUIT CARVED 80x80





LE RÈVERSE

BORDO HERITAGE

nat / lapp
60x60 23⁹/₁₆"x23⁹/₁₆"
80x80 31¹/₁₆"x31¹/₁₆"
modulo 60
modulo 80

LO STUDIO DEL GESTO MANUALE DIVENTA ISPIRAZIONE PER IL BORDO HERITAGE, CHE SIMULA IN MODO INDUSTRIALE IL BORDO MARTELLATO.

INSPIRÉ PAR L'OBSERVATION DU GESTE MANUEL LE BORD HERITAGE EST LE BORD MARTELÉ DE MANIÈRE INDUSTRIELLE.

THE STUDY OF THE MANUAL GESTURE BECOMES THE INSPIRATION FOR THE HERITAGE EDGE, WHICH SIMULATES THE HAMMERED EDGE IN AN INDUSTRIAL SOLUTION.

DIE KUNST DER HANDWERKLICHEN FERTIGUNG WIRD ZUR INSPIRATION FÜR DIE KANTENBEARBEITUNG DER VERSION HERITAGE, DIE EINE GESCHLAGENE KANTE AUF INDUSTRIELLE WEISE SIMULIERT.






LE REVERSE FLOOR: DUNE ANTIQUE LAPP. 80x80 40x80 60x60



LE REVERSE WALL: OPAL ELEGANCE 120x280 - CARVED 60x120 FLOOR: OPAL HERITAGE MODULO 60 - OPAL CARVED 60x120
WASHBASIN: OPAL ELEGANCE SHOWER TRAY: OPAL ELEGANCE 120x120






LE REVERSE WALL: OPAL ELEGANCE 120x280 - CARVED 60x120 FLOOR: OPAL HERITAGE MODULO 60 - OPAL CARVED 60x120 WASHBASTIN: OPAL ELEGANCE SHOWER TRAY: OPAL ELEGANCE 120x120



LE REVERSE OUTDOOR FLOOR: OPAL CARVED SKE 2.0 60x120 WALL: OPAL CARVED 60x120



LE REVERSE OUTDOOR FLOOR: OPAL CARVED SKE 2.0 60x120 WALL: OPAL CARVED 60x120



LE REVERSE OUTDOOR FLOOR: OPAL CARVED 60x120 SWIMMING POOL EDGE: OPAL CARVED



LE REVERSE WALL: TAUPE ANTIQUE HERITAGE 10x30 FLOOR: TAUPE ANTIQUE HERITAGE 60x60 WASHBASIN & TOP: TAUPE ELEGANCE



LE REVERSE

10x30 - 3 5/8" x 11 5/8"



10x30 Opal



10x30 Dune



10x30 Taupe



10x30 Nuit



LE REVERSE



BROKE
30x30 - 11 3/16" x 11 3/16"



Broke Opal



Broke Dune




Broke Taupe



Broke Nuit



LE REVERSE



MURO 3D
29x33 - 11 3/4" x 11 1/4"



Muro 3D Opal



Muro 3D Dune



Muro 3D Taupe



Muro 3D Nuit



LE REVERSE



MOSAICO
30x30 - 11 1/4" x 11 1/4"



Mosaico Opal



Mosaico Dune



Mosaico Taupe



Mosaico Nuit



LE REVERSE

STONE PROJECT

OPAL

DUNE

TAUPE

NUIT

ELEGANCE
LAPP

ELEGANCE
NAT

ANTIQUE
NAT

ANTIQUE
LAPP

CARVED
NAT

CARVED
GRIP

OPAL ELEGANCE



6 mm - ¼"



RS091 OPAL rett
RS096 OPAL lapp rett
120x280 - 47¼"x110½"

10 mm - ¾"



RS101 OPAL rett
RS106 OPAL lapp rett
120x120 - 47¼"x47¼"



RS021 OPAL rett
RS026 OPAL lapp rett
60x120 - 23¾"x47¼"



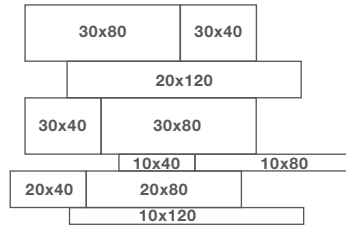
RS001 OPAL rett
RS006 OPAL lapp rett
60x60 - 23¾"x23¾"



RS041 OPAL rett
RS046 OPAL lapp rett
80x80 - 31½"x31½"



RS061 OPAL rett
RS066 OPAL lapp rett
40x80 - 15¾"x31½"



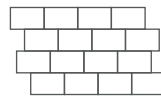
RS211 OPAL multisize rett
RS171 OPAL multisize lapp rett
Nr. 2 - **30x40** - 11⅞"x15¾"
Nr. 2 - **30x80** - 11⅞"x31½"
Nr. 1 - **20x120** - 7⅞"x47¼"
Nr. 1 - **10x40** - 3⅝"x15¾"
Nr. 1 - **10x80** - 3⅝"x31½"
Nr. 1 - **20x40** - 7⅞"x15¾"
Nr. 1 - **20x80** - 7⅞"x31½"
Nr. 1 - **10x120** - 3⅝"x47¼"

MOSAICI

abbinabili a elegance e antique
mosaics can be combined with elegance and antique



RS161 OPAL broke
30x30 - 11⅞"x11⅞"




RS166 OPAL muro 3D
29x33 - 11¼"x11⅞"



RS156 OPAL mosaico
30x30 - 11⅞"x11⅞"



OPAL ANTIQUE



10 mm - ¾"



RS051 OPAL rett
RS056 OPAL lapp rett
80x80 - 31½"x31½"



RS191 OPAL rett
RS196 OPAL lapp rett
40x80 - 15¾"x31½"



RS011 OPAL rett
RS016 OPAL lapp rett
60x60 - 23¾"x23¾"

BORDO HERITAGE

10 mm - ¾"



RS111 OPAL
RS116 OPAL lapp
80x80 - 31½"x31½"



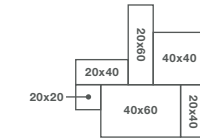
RS121 OPAL
RS126 OPAL lapp
60x60 - 23¾"x23¾"



RS151 OPAL
10x30 - 3⅝"x11⅞"



RS131 **modulo 80**
RS136 **modulo 80 lapp**
50x80 - 18⅝"x31½"
30x80 - 11⅞"x31½"



RS141 **modulo 60**
RS146 **modulo 60 lapp**
Nr. 2 - 20x40 - 7⅞"x15¾"
Nr. 1 - 40x40 - 15¾"x15¾"
Nr. 1 - 40x60 - 15¾"x23¾"
Nr. 1 - 20x20 - 7⅞"x7⅞"
Nr. 1 - 20x60 - 7⅞"x23¾"

OPAL CARVED



10 mm - ¾"



RS031 OPAL rett
RS036 OPAL grip rett
60x120 - 23¾"x47¼"



RS081 OPAL rett
RS086 OPAL grip rett
60x60 - 23¾"x 23¾"



RS071 OPAL rett
RS076 OPAL grip rett
40x80 - 15¾"x31½"

CARVED SKE 2.0

20 mm - ¾"



RS181 OPAL CARVED 2.0 rett
60x120 - 23¾"x47¼"



RS186 OPAL CARVED 2.0 rett
80x80 - 31½"x31½"




RS176 OPAL CARVED 2.0 rett
60x60 - 23¾"x23¾"

DUNE ELEGANCE



6 mm - ¼"



RS092 DUNE rett
RS097 DUNE lapp rett
120x280 - 47¼"x110½"

10 mm - ¾"



RS102 DUNE rett
RS107 DUNE lapp rett
120x120 - 47¼"x47¼"



RS022 DUNE rett
RS027 DUNE lapp rett
60x120 - 23¾"x47¼"



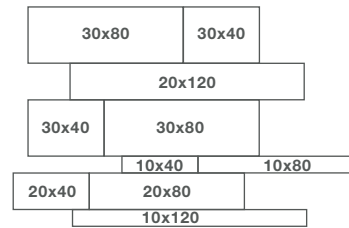
RS002 DUNE rett
RS007 DUNE lapp rett
60x60 - 23¾"x23¾"



RS042 DUNE rett
RS047 DUNE lapp rett
80x80 - 31½"x31½"



RS062 DUNE rett
RS067 DUNE lapp rett
40x80 - 15¾"x31½"



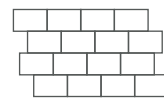
RS212 DUNE multisize rett
RS172 DUNE multisize lapp rett
Nr. 2 - **30x40** - 11⅞"x15¾"
Nr. 2 - **30x80** - 11⅞"x31½"
Nr. 1 - **20x120** - 7⅞"x47¼"
Nr. 1 - **10x40** - 3⅞"x15¾"
Nr. 1 - **10x80** - 3⅞"x31½"
Nr. 1 - **20x40** - 7⅞"x15¾"
Nr. 1 - **20x80** - 7⅞"x31½"
Nr. 1 - **10x120** - 3⅞"x47¼"

MOSAICI

abbinabili a elegance e antique
mosaics can be combined with elegance and antique



RS162 DUNE broke
30x30 - 11⅞"x11⅞"




RS167 DUNE muro 3D
29x33 - 11¼"x11⅞"



RS157 DUNE mosaico
30x30 - 11⅞"x11⅞"



DUNE ANTIQUE



10 mm - ¾"



RS052 DUNE rett
RS057 DUNE lapp rett
80x80 - 31½"x31½"



RS192 DUNE rett
RS197 DUNE lapp rett
40x80 - 15¾"x31½"



RS012 DUNE rett
RS017 DUNE lapp rett
60x60 - 23¾"x23¾"

BORDO HERITAGE

10 mm - ¾"



RS112 DUNE
RS117 DUNE lapp
80x80 - 31½"x31½"



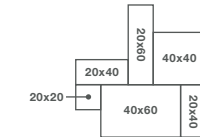
RS122 DUNE
RS127 DUNE lapp
60x60 - 23¾"x23¾"



RS152 DUNE
10x30 - 3⅞"x11⅞"



RS132 **modulo 80**
RS137 **modulo 80 lapp**
50x80 - 18⅝"x31½"
30x80 - 11⅞"x31½"



RS142 **modulo 60**
RS147 **modulo 60 lapp**
Nr. 2 - 20x40 - 7⅞"x15¾"
Nr. 1 - 40x40 - 15¾"x15¾"
Nr. 1 - 40x60 - 15¾"x23¾"
Nr. 1 - 20x20 - 7⅞"x7⅞"
Nr. 1 - 20x60 - 7⅞"x23¾"

DUNE CARVED



10 mm - ¾"



RS032 DUNE rett
RS037 DUNE grip rett
60x120 - 23¾"x47¼"



RS082 DUNE rett
RS087 DUNE grip rett
60x60 - 23¾"x 23¾"



RS072 DUNE rett
RS077 DUNE grip rett
40x80 - 15¾"x31½"

CARVED SKE 2.0

20 mm - ¾"



RS182 DUNE CARVED 2.0 rett
60x120 - 23¾"x47¼"



RS187 DUNE CARVED 2.0 rett
80x80 - 31½"x31½"



RS177 DUNE CARVED 2.0 rett
60x60 - 23¾"x23¾"

TAUPE ELEGANCE



6 mm - ¼"



RS093 TAUPE rett
RS098 TAUPE lapp rett
120x280 - 47¼"x110½"

10 mm - ¾"



RS103 TAUPE rett
RS108 TAUPE lapp rett
120x120 - 47¼"x47¼"



RS023 TAUPE rett
RS028 TAUPE lapp rett
60x120 - 23¾"x47¼"



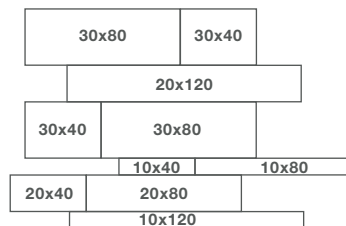
RS003 TAUPE rett
RS008 TAUPE lapp rett
60x60 - 23¾"x23¾"



RS043 TAUPE rett
RS048 TAUPE lapp rett
80x80 - 31½"x31½"



RS063 TAUPE rett
RS068 TAUPE lapp rett
40x80 - 15¾"x31½"



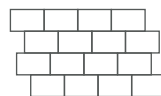
RS213 TAUPE multisize rett
RS173 TAUPE multisize lapp rett
Nr. 2 - **30x40** - 11⅞"x15¾"
Nr. 2 - **30x80** - 11⅞"x31½"
Nr. 1 - **20x120** - 7⅞"x47¼"
Nr. 1 - **10x40** - 3⅝"x15¾"
Nr. 1 - **10x80** - 3⅝"x31½"
Nr. 1 - **20x40** - 7⅞"x15¾"
Nr. 1 - **20x80** - 7⅞"x31½"
Nr. 1 - **10x120** - 3⅝"x47¼"

MOSAICI

abbinabili a elegance e antique
mosaics can be combined with elegance and antique




RS163 TAUPE broke
30x30 - 11⅞"x11⅞"



RS168 TAUPE muro 3D
29x33 - 11¼"x11⅞"



RS158 TAUPE mosaico
30x30 - 11⅞"x11⅞"



TAUPE ANTIQUE



10 mm - ¾"



RS053 TAUPE rett
RS058 TAUPE lapp rett
80x80 - 31½"x31½"



RS193 TAUPE rett
RS198 TAUPE lapp rett
40x80 - 15¾"x31½"



RS013 TAUPE rett
RS018 TAUPE lapp rett
60x60 - 23¾"x23¾"

BORDO HERITAGE

10 mm - ¾"



RS113 TAUPE
RS118 TAUPE lapp
80x80 - 31½"x31½"



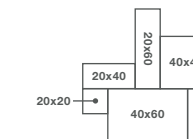
RS123 TAUPE
RS128 TAUPE lapp
60x60 - 23¾"x23¾"



RS153 TAUPE
10x30 - 3⅝"x11⅞"



RS133 **modulo 80**
RS138 **modulo 80 lapp**
50x80 - 18⅝"x31½"
30x80 - 11⅞"x31½"



RS143 **modulo 60**
RS148 **modulo 60 lapp**
Nr. 2 - 20x40 - 7⅞"x15¾"
Nr. 1 - 40x40 - 15¾"x15¾"
Nr. 1 - 40x60 - 15¾"x23¾"
Nr. 1 - 20x20 - 7⅞"x7⅞"
Nr. 1 - 20x60 - 7⅞"x23¾"

TAUPE CARVED



10 mm - ¾"



RS033 TAUPE rett
RS038 TAUPE grip rett
60x120 - 23¾"x47¼"



RS083 TAUPE rett
RS088 TAUPE grip rett
60x60 - 23¾"x 23¾"



RS073 TAUPE rett
RS078 TAUPE grip rett
40x80 - 15¾"x31½"

CARVED SKE 2.0

20 mm - ¾"



RS183 TAUPE CARVED 2.0 rett
60x120 - 23¾"x47¼"



RS188 TAUPE CARVED 2.0 rett
80x80 - 31½"x31½"




RS178 TAUPE CARVED 2.0 rett
60x60 - 23¾"x23¾"

NUIT ELEGANCE



6 mm - ¼"



RS094 NUIT rett
RS099 NUIT lapp rett
120x280 - 47¼"x110½"

10 mm - ¾"



RS104 NUIT rett
RS109 NUIT lapp rett
120x120 - 47¼"x47¼"



RS024 NUIT rett
RS029 NUIT lapp rett
60x120 - 23¾"x47¼"



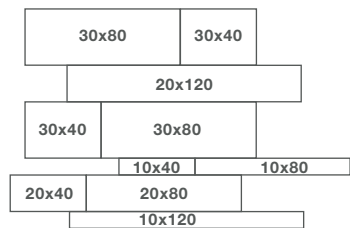
RS004 NUIT rett
RS009 NUIT lapp rett
60x60 - 23¾"x23¾"



RS044 NUIT rett
RS049 NUIT lapp rett
80x80 - 31½"x31½"



RS064 NUIT rett
RS069 NUIT lapp rett
40x80 - 15¾"x31½"



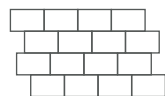
RS214 NUIT multisize rett
RS174 NUIT multisize lapp rett
Nr. 2 - **30x40** - 11¾"x15¾"
Nr. 2 - **30x80** - 11¾"x31½"
Nr. 1 - **20x120** - 7¾"x47¼"
Nr. 1 - **10x40** - 3¾"x15¾"
Nr. 1 - **10x80** - 3¾"x31½"
Nr. 1 - **20x40** - 7¾"x15¾"
Nr. 1 - **20x80** - 7¾"x31½"
Nr. 1 - **10x120** - 3¾"x47¼"

MOSAICI

abbinabili a elegance e antique
mosaics can be combined with elegance and antique



RS164 NUIT broke
30x30 - 11¾"x11¾"



RS169 NUIT muro 3D
29x33 - 11¼"x11¾"



RS159 NUIT mosaico
30x30 - 11¾"x11¾"



NUIT ANTIQUE



10 mm - ¾"



RS054 NUIT rett
RS059 NUIT lapp rett.
80x80 - 31½"x31½"



RS194 NUIT rett
RS199 NUIT lapp rett
40x80 - 15¾"x31½"



RS014 NUIT rett
RS019 NUIT lapp rett.
60x60 - 23¾"x23¾"

BORDO HERITAGE

10 mm - ¾"



RS114 NUIT
RS119 NUIT lapp
80x80 - 31½"x31½"



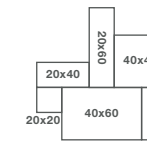
RS124 NUIT
RS129 NUIT lapp
60x60 - 23¾"x23¾"



RS154 NUIT
10x30 - 3¾"x11¾"



RS134 **modulo 80**
RS139 **modulo 80 lapp**
50x80 - 18½"x31½"
30x80 - 11¾"x31½"



RS144 **modulo 80**
RS149 **modulo 60 lapp**
Nr. 2 - 20x40 - 7¾"x15¾"
Nr. 1 - 40x40 - 15¾"x15¾"
Nr. 1 - 40x60 - 15¾"x23¾"
Nr. 1 - 20x20 - 7¾"x7¾"
Nr. 1 - 20x60 - 7¾"x23¾"

NUIT CARVED

10 mm - ¾"



RS034 NUIT rett
RS039 NUIT grip rett
60x120 - 23¾"x47¼"



RS084 NUIT rett
RS089 NUIT grip rett
60x60 - 23¾"x 23¾"



RS074 NUIT rett
RS079 NUIT grip rett
40x80 - 15¾"x31½"

CARVED SKE 2.0

20 mm - ¾"



8039 NUIT CARVED 2.0 rett
80x180 - 31½"x70¾"



RS189 NUIT CARVED 2.0 rett
80x80 - 31½"x31½"




RS184 NUIT CARVED 2.0 rett
60x120 - 23¾"x47¼"



RS179 NUIT CARVED 2.0 rett
60x60 - 23¾"x23¾"



FORMATI / SIZES / FORMATS / FORMATE			60x60	60x120	80x80	40x80	120x120	120x280	60x60	60x120	80x180	80x80	40x80
FINITURA FINISHING FINITION OBERFLÄCHENAUS- FÜHRUNG	naturale natural	R10 A	●	●	●	●	●	●					
		R10 A+B							●	●			●
	lappato honed		●	●	●	●	●	●					
	grip	R11 A+B+C							●	●	●	●	●
SUPERFICIE SURFACE SURFACE OBERFLÄCHE	liscio smooth		●	●	●	●	●	●					
	ondulato bumpy												
	bocciardato hummered								●	●	●	●	●
SPESSORE THICKNESS ÉPAISSEUR STÄRKE	6 mm							●					
	10 mm		●	●	●	●	●		●	●			●
	20 mm								●	●	●	●	●



FORMATI / SIZES / FORMATS / FORMATE			60x60	80x80	40x80	10x30	60x60	80x80	MODULI	
									Modulo 60	Modulo 80
FINITURA FINISHING FINITION OBERFLÄCHENAUS- FÜHRUNG	naturale natural	R10 A	●	●	●	●	●	●	●	●
		R10 A+B								
	lappato noned		●	●	●		●	●	●	●
	grip	R11 A+B+C								
SUPERFICIE SURFACE SURFACE OBERFLÄCHE	liscio smooth									
	ondulato bumpy		●	●	●	●	●	●	●	●
	bocciardato hummered									
SPESSORE THICKNESS ÉPAISSEUR STÄRKE	6 mm									
	10 mm		●	●	●	●	●	●	●	●
	20 mm									




LE REVERSE - OPAL ELEGANCE LAPP. RETT.


MULTISIZE




OPAL



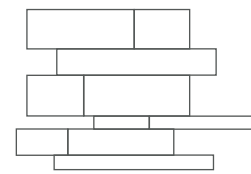
DUNE



TAUPE



NUIT



MULTISIZE RETT

MULTISIZE LAPP RETT

Nr. 2 - 30x40 - 11⁹/₁₆"x15³/₄"

Nr. 2 - 30x80 - 11⁹/₁₆"x31¹/₂"

Nr. 1 - 20x120 - 7⁷/₈"x47¹/₄"


Nr. 1 - 10x40 - 3⁹/₁₆"x15³/₄"

Nr. 1 - 10x80 - 3⁹/₁₆"x31¹/₂"

Nr. 1 - 20x40 - 7⁷/₈"x15³/₄"


Nr. 1 - 20x80 - 7⁷/₈"x31¹/₂"

Nr. 1 - 10x120 - 3⁹/₁₆"x47¹/₄"




LE REVERSE - ANTIQUE NUIT - BORDO HERITAGE


SCHEMA DI POSA HERITAGE GRANDE




OPAL



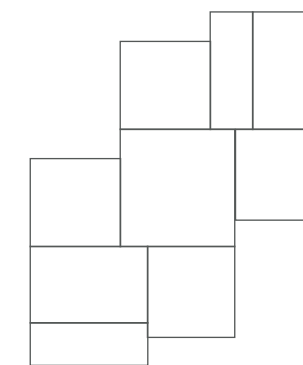
DUNE



TAUPE



NUIT



SCHEMA DI POSA HERITAGE GRANDE


Nr. 1 - 80x80 - 31¹/₂"x31¹/₂" 19%

Nr. 4 - 60x60 - 23³/₈"x23³/₈" 43%


Nr. 1 - MODULO 80 38%




LE REVERSE - ANTIQUE DUNE - BORDO HERITAGE
SCHEMA DI POSA HERITAGE MEDIO




OPAL



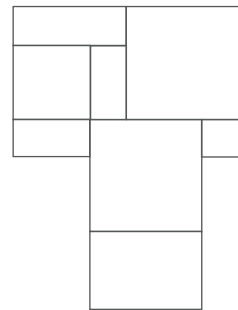
DUNE



TAUPE




NUIT



SCHEMA DI POSA HERITAGE MEDIO


Nr. 2 - **60x60** - 23%*x23%* 50%
 Nr. 1 - **MODULO 60** 50%




LE REVERSE - ANTIQUE OPAL - BORDO HERITAGE
SCHEMA DI POSA HERITAGE PICCOLO




OPAL



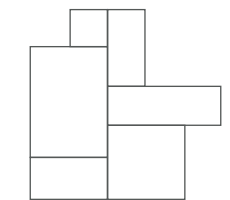
DUNE



TAUPE



NUIT




SCHEMA DI POSA HERITAGE PICCOLO


Nr. 1 - **MODULO 60** 100%




OPAL




DUNE



TAUPE



NUIT




SCHEMA DI POSA ELEGANCE


- Nr. 1 - 80x80 - 31½"x31½" - 48,5%
- Nr. 1 - 40x80 - 15¾"x31½" - 24,2%
- Nr. 1 - 60x60 - 23%"x23%" - 27,3%

LE REVERSE - TAUPE ELEGANCE


SCHEMA DI POSA ELEGANCE




OPAL



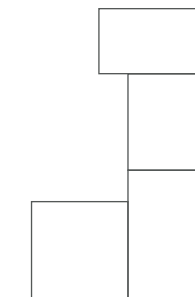
DUNE



TAUPE



NUIT



SCHEMA DI POSA ANTIQUE


- Nr. 2 - 60x60 - 23%"x23%" - 43%
- Nr. 1 - 40x80 - 15¾"x31½" - 19%
- Nr. 1 - 80x80 - 31½"x31½" - 38%

LE REVERSE - DUNE ANTIQUE


SCHEMA DI POSA ANTIQUE




LE REVERSE - DUNE CARVED
SCHEMA DI POSA CARVED




OPAL



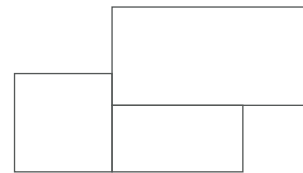
DUNE




TAUPE



NUIT



SCHEMA DI POSA CARVED
 Nr. 1 - 40x80 - 15 $\frac{3}{4}$ "x31 $\frac{1}{2}$ " - 22,9%
 Nr. 1 - 60x60 - 23 $\frac{3}{8}$ "x23 $\frac{3}{8}$ " - 25,7%
 Nr. 1 - 60x120 - 23 $\frac{3}{8}$ "x47 $\frac{1}{4}$ " - 51,4%




LE REVERSE - OPAL CARVED
SCHEMA DI POSA CARVED SKE 2.0




OPAL



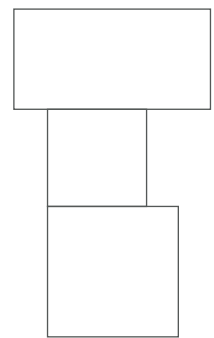
DUNE



TAUPE



NUIT







SCHEMA DI POSA CARVED SKE 2.0
 Nr. 1 - 80x80 **SKE2.0** - 31 $\frac{1}{2}$ "x31 $\frac{1}{2}$ " - 37,2%
 Nr. 1 - 60x60 **SKE2.0** - 23 $\frac{3}{8}$ "x23 $\frac{3}{8}$ " - 21%
 Nr. 1 - 60x120 **SKE2.0** - 23 $\frac{3}{8}$ "x47 $\frac{1}{4}$ " - 41,8%


LE REVERSE


IMBALLI_PACKAGING_EMBALLAGES_VERPACKUNGEN

LE REVERSE	Thickness	Pezzi per scatola	M ² per scatola	Kg per scatola	Scatole per pallet	M ² per pallet	KG per pallet
120x280 - 47½"x110½"	6	1	3,36	47,40	20	67,20	968
120x120 - 47½"x47½"	10	2	2,88	67,00	18	51,84	1.226
80x80 - 31½"x31½"	10	2	1,28	30,00	40	51,20	1.220
60x60 - 23%"x23%"	10	3	1,08	25,00	40	43,20	1.020
60x120 - 23%"x47½"	10	2	1,44	33,50	30	43,20	1.025
40x80 - 15%"x31½"	10	3	0,96	22,00	56	53,76	1.252
30x30 - broke	10	6	0,54	12,50	60	32,40	770
10x30 - 3½"x11 ⅞"	10	30	0,90	20,50	36	32,40	758
multisize	10	10	1,44	33,50	15	21,60	522,5
modulo 80	10	4	1,28	30,00	40	51,20	1.220
modulo 60	10	6	1,08	25,00	40	43,20	1.020
SKE 2.0 60x60 - 23%"x23%"	20	2	0,72	32,00	30	21,60	980
SKE 2.0 60x120 - 23%"x47½"	20	2	0,72	33,40	20	14,40	688
SKE 2.0 80x80 - 31½"x31½"	20	2	1,28	58,50	24	30,72	1.424
SKE 2.0 80x180 - 31½"x70¾"	20	1	1,44	67,00	20	28,80	1.360

VARIAZIONE CROMATICA_SHADE VARIATION_VARIATION CHROMATIQUE_CHROMATISCHE ABWEICHUNG

 V1 aspetto uniforme uniform appearance aspect uniforme Gleichmäßiges Bild	 V2 lieve variazione slight variation légère différence de nuance Leichte Abweichung	 V3 moderata variazione moderate variation variation modérée Mäßige Abweichung	 V4 forte variazione substantial variation variation intense Stärke Abweichung
ELEGANCE		ANTIQUE CARVED	

CARATTERISTICHE E PROPRIETÀ CHARACTERISTICS OR PROPERTIES CARACTERISTIQUES OU PROPRIETES EIGENSCHAFTEN UND GÜTEMERKMALE	NORME STANDARDS NORMES NORMEN	SECONDO LE NORME COMPLIANCE WITH STANDARDS CONFORME AUX NORMES ENTSPRECHEND DEN NORMEN UNI EN 14411 G				
QUALITÀ DELLA SUPERFICIE - SURFACE QUALITY - QUALITE DE LA SURFACE - OBERFLÄCHENQUALITÄET	ISO 10545-2	IL 95% MIN DELLE PISTRELLE DEVE ESSERE ESENTE DA DIFETTI VISIBILI / AT LEAST 95% OF THE TILES MUST BE FREE FROM VISIBLE FLAWS / 95% MIN DES CARREUX NE DOIVENT PRÉSENTER AUCUN DÉFAUT VISIBLE / MINDESTENS 95% DER FLIESEN MÜSSEN FREI VON SICHTBAREN	CONFORME ALLE NORME - COMPLIES WITH STANDARD - CONFORME AUX NORMES - NORMGERECHT			
			N ≥ 15cm %	N ≥ 15cm mm	RISULTATI TEST TEST RESULTS RESULTÉS DES ESSAIS PRÜFERGEBNIS	CONFORME ALLE NORME COMPLIES WITH STANDARD CONFORME AUX NORMES - NORMGERECHT
DEVIAZIONE MASSIMA DI RETTILINEITÀ IN % - MAXIMUM STRAIGHTNESS DEVIATION IN % - MARGE DE TOLERANCE DE RECTITUDE EN % - ZULAESSIGE HOECHSTABWEICHUNG DER KANTENGERADHEIT IN PROZENTEN	ISO 10545-2	± 0,5 %	± 1,5 mm	± 0,10%	CONFORME ALLE NORME COMPLIES WITH STANDARD CONFORME AUX NORMES - NORMGERECHT	
					CONFORME ALLE NORME COMPLIES WITH STANDARD CONFORME AUX NORMES - NORMGERECHT	
DEVIAZIONE AMMISSIBILE IN %, DELLO SPESSORE MEDIO DI OGNI PIASTRELLA DALLA DIMENSIONE DI FABBRICAZIONE - ADMITTED DEVIATION, IN %, OF THE AVERAGE THICKNESS OF EACH TILE FROM THE PRODUCTION DIMENSIONS - MARGE DE TOLERANCE, EN POURCENTAGE, ENTRE L'ÉPAISSEUR MOYENNE DE CHAQUE CARREAU ET LA DIMENSION DE FABRICATION - ZULÄSSIGE ABWEICHUNG DER DURCHSCHNITTSDICKE JEDER FLIESE VOM HERSTELLMASS IN PROZENTEN	ISO 10545-2	± 0,5 %	± 0,5 mm	± 5%	CONFORME ALLE NORME COMPLIES WITH STANDARD CONFORME AUX NORMES - NORMGERECHT	
					CONFORME ALLE NORME COMPLIES WITH STANDARD CONFORME AUX NORMES - NORMGERECHT	
DEVIAZIONE MASSIMA DI ORTOGONALITÀ IN % - MAXIMUM RIGHT-ANGLE DEVIATION IN % - MARGE DE TOLERANCE D'ANGULARITE IN % - HOECHSTABWEICHUNG DER RECHTWINKLIGKEIT IN PROZENTEN	ISO 10545-2	± 0,5 %	± 2,0 mm	± 0,20%	CONFORME ALLE NORME COMPLIES WITH STANDARD CONFORME AUX NORMES - NORMGERECHT	
					CONFORME ALLE NORME COMPLIES WITH STANDARD CONFORME AUX NORMES - NORMGERECHT	
PLANARITÀ - FLATNESS - PLANEITE - EBENFLÄCHIGKEIT	ISO 10545-2	± 0,5 %	± 2,0 mm	± 0,35%	CONFORME ALLE NORME COMPLIES WITH STANDARD CONFORME AUX NORMES - NORMGERECHT	
					CONFORME ALLE NORME COMPLIES WITH STANDARD CONFORME AUX NORMES - NORMGERECHT	
LUNGHEZZA E LARGHEZZA - LENGTH AND WIDTH LONGUEUR ET LARGEUR - LÄNGE UND BREITE	ISO 10545-2	± 0,6 %	± 2,0 mm	± 0,15%	CONFORME ALLE NORME COMPLIES WITH STANDARD CONFORME AUX NORMES - NORMGERECHT	
					CONFORME ALLE NORME COMPLIES WITH STANDARD CONFORME AUX NORMES - NORMGERECHT	
ASSORBIMENTO D'ACQUA - WATER ABSORPTION ABSORPTION D'EAU - WASSERAUFNAHME	ISO 10545-3	≤ 0,5 %	E < = 0,04 %			
RESISTENZA ALLA FLESSIONE - BENDING STRENGTH RESISTANCE À LA FLEXION - BIEGEZUGFESTIGKEIT	ISO 10545-4	R ≥ 35 N/mm ²	53 N/mm ²			
RESISTENZA ALL'URTO - IMPACT RESISTANCE RESISTANCE AUX CHOCS - SCHLAGFESTIGKEIT	ISO 10545-5	VALORE DICHIARATO - DECLARED VALUE - VALEUR DECLARÉE - ANGEGBENER WERT	0,88			
RESISTENZA ALL'ABRASIONE PROFONDA - RESISTANCE TO DEEP ABRASION RESISTANCE A L'ABRASION PROFONDE - WIDERSTANDSFÄHIGKEIT GEGEN TIEFENABRIEB	ISO 10545-6	≤175 mm ³	<128 mm ³			
COEFF. DI DILATAZIONE TERMICA LINEARE - COEFFICIENT OF LINEAR THERMAL-EXPANSION - COEFF. D'EXTENSION THERMIQUE LINEAIRE - LINEAR WÄRMEAUSSDEHNUNGS-KOEFFIZIENT	ISO 10545-8	-	α=7x10 ⁻⁶ /°C ⁻¹			
RESISTENZA AGLI SBALZI TERMICI - THERMAL SHOCK RESISTANCE RESISTANCE AUX ÉCARTS THERMIQUES - TEMPERATURWECHSELBESTÄNDIGKEIT	ISO 10545-9	TEST SUPERATO SECONDO EN ISO 10545-1 - PASS ACCORDING EN ISO 10545-1 - TEST OBTENUS SELON EN ISO 10545-1 - TEST LAUT EN ISO 10545-1 BESTANDEN	NESSUN DANNO - NO DAMAGE - AUCUN DOMMAGE - KEIN SCHADEN			
RESISTENZA AL GELO - FROST RESISTANCE RESISTANCE AU GEL - FROSTBESTÄNDIGKEIT	ISO 10545-12	TEST SUPERATO SECONDO EN ISO 10545-1 - PASS ACCORDING EN ISO 10545-1 - TEST OBTENUS SELON EN ISO 10545-1 - TEST LAUT EN ISO 10545-1 BESTANDEN	NESSUN DANNO - NO DAMAGE - AUCUN DOMMAGE - KEIN SCHADEN			
RESISTENZA AGLI AGENTI CHIMICI - CHEMICAL RESISTANCE RESISTANCE A L'ATTAQUE CHIMIQUE - BÄSTÄNDIGKEIT GEGEN CHEMIKALIEN	ISO 10545-13	UB MIN.	UA ULA UHA			
RESISTENZA ALLE MACCHIE - RESISTANCE TO STAIN RESISTANCE AUX TACHES - FLECKENFESTIGKEIT	ISO 10545-14	VALORE DICHIARATO - DECLARED VALUE - VALEUR DECLARÉE - ANGEGBENER WERT	Classe 5			
RESISTENZA AL FUOCO - FIRE RESISTANCE RESISTANCE AU FEU - FEUERWIDERSTAND	EN 13501 - 1	VALORE DICHIARATO - DECLARED VALUE - VALEUR DECLARÉE - ANGEGBENER WERT	CLASSE A1 - A1 FL			
RESISTENZA ALLO SCIVOLAMENTO - SLIP RESISTANCE RESISTANCE AU GLISSEMENT - BESTIMMUNG DER RUSTOHEMMENDE EIGENSCHAFT	B.C.R. C.A. B.C.R. G.B D. M. 236 DEL 4.6 1989 ASTM C 1028/07 BOT 3000 ASTM C 1028/07 BOT 3000 ANSI A137.1 BOT 3000 DIN 51130 DIN 51097 ENV 12633 UNI EN 13036 - 4 2011	> 0,40	NATURALE ELEGANCE / ANTIQUE	CARVED	CARVED GRIP	CARVED SKE2.0
		Dry SCOF > 0,60	CONF	CONF	CONF	CONF
		Wet SCOF > 0,60	CONF	CONF	CONF	CONF
		Wet DCOF > 0,42	CONF	CONF	CONF	CONF
		-	R10	R10	R11	R11
		-	A	A	A+B+C	A+B+C
		≥ CL 1	CONF	CONF	CONF	CONF
		≥ 36	CONF	CONF	CONF	CONF
		CONF	CONF	CONF	CONF	CONF
STABILITÀ DEI COLORI ALLA LUCE E AI RAGGI U.V. COLOUR STABILITY ON EXPOSURE TO LIGHT AND UV RAYS STABILITÉ DES COULEURS A LA LUMIERE ET AUX RAYONS U.V. FARBECHEIT UNTER LICHTEINLUSS UND UV-STRHLUNG	DIN 51094	VALORE DICHIARATO - DECLARED VALUE - VALEUR DECLARÉE - ANGEGBENER WERT	CONFORME ALLE NORME, NO VARIAZIONI COMPLIES WITH STANDARD, NO VARIATION CONFORME AUX NORMES, PAS DE CHANGEMENTS NORMGERECHT, KEINE ÄNDERUNG			
SKE2.0						
CARICO STATICO - STATIC LOAD CHARGE STATIQUE - STATISCHER BELASTUNG	EN 12825	VALORE DICHIARATO - DECLARED VALUE - VALEUR DECLARÉE - ANGEGBENER WERT	CENTRO - CENTRE 9,6 KN CENTRO LATO CENTRE POINT OF SIDES 6,5 KN DIAGONALE - DIAGONALE 8,19 KN (CLASSE 3)			
CARICO DINAMICO, PROVA DI URTO DI CORPI DURI - DYNAMIC LOAD CAPACITY, HAND OBJECT IMPACT TEST C. STATIQUE, ESSAI DE CHOC DE CORPS DURS - STATISCHER BELASTUNG, AUSWIRKUNGEN TEST DER HARTEN KÖRPER	EN 12825	VALORE DICHIARATO - DECLARED VALUE - VALEUR DECLARÉE - ANGEGBENER WERT	TEST NON SUPERATO - TEST NOT PASSED TEST A ECHOUE - TEST FEHLGESCHLAGEN			
CARICO DINAMICO, PROVA DI URTO DI CORPI MORBIDI - DYNAMIC LOAD CAPACITY, SOFT OBJECT IMPACT TEST C. STATIQUE, ESSAIS D'IMPACT DE CORPS MOUS - STATISCHER BELASTUNG, AUSWIRKUNGEN PRÜFUNG VON WEICHEN KÖRPERN	EN 12825	VALORE DICHIARATO - DECLARED VALUE - VALEUR DECLARÉE - ANGEGBENER WERT	TEST SUPERATO - TEST PASSED DECLARÉE - ANGEGBENER WERT			
RESISTENZA ALLA FLESSIONE, CARICO DI ROTTURA IN N - BENDING STRENGTH, BREAKING FORCE IN N RESISTANCE À LA FLEXION, CHARGE DE ROPTURE IN N - BIEGEFESTIGKEIT, BRUCHLAST EN N	EN 1339	Kn 14,38	CLASSE U14			
CARICO DI ROTTURA IN MPA - BREAKING FORCE IN MPA - CHARGE DE ROPTURE IN MPA - BRUCHLAST EN MPA		-	MPA 46,5			





Kronos 2 ceramiche S.p.A.

Sede legale: Strada delle Fornaci, 20 41126 Modena

Sede amministrativa: Via Monte Bianco, 3 41042 Fiorano Modenese (Modena) Italy

Tel. 0039 0536 927711 - Fax 0039 0536 845608 - Fax Estero 0039 0536 1815811

info@kronos2.it - www.kronosceramiche.com

